


## Rennes → Le Mont-St-Michel and Dol-de-Bretagne → Le Mont-St-Michel line from 29<sup>th</sup> August to 10<sup>th</sup> December 2011 included

The regional coach service has been aligned with some TGV timetables. The SNCF timetables are given for information propose only and must be double checked with SNCF

Operating days	Monday to Saturday	Monday to Friday	Saturday, Sunday and bank holidays	Everyday	Everyday	Everyday
Consult references below	b	a	b	b	b	b
<b>Service Number</b>	<b>101</b>	<b>151</b>	<b>153</b>	<b>103</b>	<b>105</b>	<b>107</b>
<b>TGV departure from Paris-Montparnasse</b>	<b>7 h 05</b>	<b>7 h 35</b>	<b>8 h 05</b>	<b>9 h 05</b>	<b>10 h 05</b>	<b>14 h 05</b>
<b>TGV arrival at Rennes railway station (SNCF)</b>	<b>9 h 10</b>	-	-	<b>11 h 08</b>	<b>12 h 09</b>	<b>16 h 15</b>
<b>TGV arrival at Dol-de-Bretagne railway station (SNCF)</b>	-	<b>10 h 25</b>	<b>10 h 56</b>	-	-	-
<b>Rennes</b>	<b>9 h 30</b>	-	-	<b>11 h 30</b>	<b>12 h 50</b>	<b>16 h 40</b>
<b>Dol-de-Bretagne</b>	-	<b>10 h 35</b>	<b>11 h 05</b>	-	-	-
Beauvoir*	10 h 44	11 h 00	11 h 30	12 h 43	14 h 03	17 h 53
La Caserne-Hôtels*	10 h 49	11 h 04	11 h 34	12 h 46	14 h 06	17 h 56
<b>Le Mont-St-Michel</b>	<b>10 h 55</b>	<b>11 h 10</b>	<b>11 h 40</b>	<b>12 h 50</b>	<b>14 h 10</b>	<b>18 h 00</b>

 Vehicle accessible to people in wheelchairs: careful, check the access conditions at the stop bus.  
For your own comfort, you are asked to reserve with Keolis Emeraude: only one user in wheelchair is accepted.

\*: stops on demand for getting off only

a: does not run on bank holidays

b: also runs on bank holidays

Bank holidays: 01/11/2011 - 11/11/2011

### PRACTICAL INFORMATION

#### Details and fares:

- Keolis Emeraude: +33 (0)2 99 19 70 70 from Monday to Friday and [www.destination-montstmichel.com](http://www.destination-montstmichel.com)
- Rennes coach station: +33 (0)2 99 30 87 80
- Contact SNCF by phone on 3635 (0,34 €/min) and [www.voyages-sncf.com](http://www.voyages-sncf.com)

#### Sales outlets:

- Sale of combined Train + Coach tickets on the SNCF network (stations, [www.voyages-sncf.com](http://www.voyages-sncf.com), 3635)
- Sale of Rennes – Le Mt-St-Michel tickets at Rennes coach station
- Sale of Rennes – Le Mt-St-Michel and Dol – Le Mt-St-Michel tickets on board

#### Stops:

- Rennes coach station is next to the railway station. When getting off the train, follow the signs 'Sortie Nord' (North Exit), then 'Gare Routière' (Coach Station)
- The Dol-de-Bretagne stop is at the foot of the Dol-de-Bretagne railway station (SNCF). When getting off the train, cross the departures and arrivals building and the stop is on your right
- La Caserne-Hôtels stop is on the embankment, around a mile away from Le Mt-St-Michel, at the heart of the hotel zone
- The Beauvoir stop is located at the same height as the reptilium
- The Mt-St-Michel stop is at the foot of Mt-St-Michel

#### Useful information:

- The presentation of your ticket is required to get on the coach
- No reduced fare can be accorded without the presentation of supporting documents
- Animals are not allowed on the vehicles, apart from guide dogs for the blind and small domestic animals transported in baskets
- The transportation of bicycles in the holds is not allowed

**Keolis**  
Emeraude

For further information:  
+33 (0)2 99 19 70 70  
[www.destination-montstmichel.com](http://www.destination-montstmichel.com)  
[montsaintmichel@keolis.com](mailto:montsaintmichel@keolis.com)

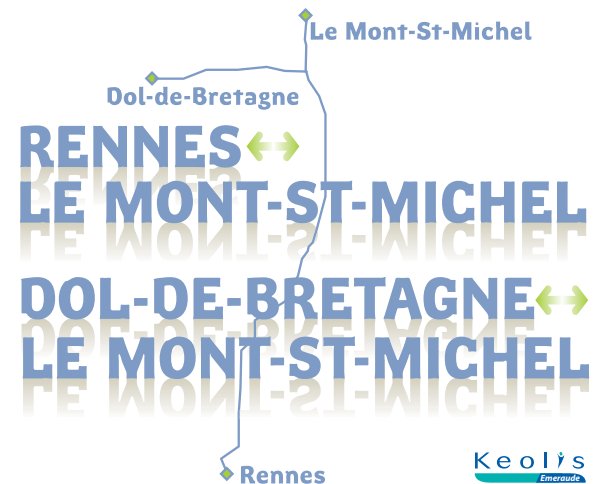
LIGNE ROUTIÈRE  
RÉGIONALE



transport

TIMETABLES VALID  
from 29<sup>th</sup> August  
to 10<sup>th</sup> December 2011

Subject to modifications



**Keolis**  
Emeraude


Région  
**BRETAGNE**

Région  
**BRETAGNE**

## Le Mont-St-Michel → Dol-de-Bretagne and Le Mont-St-Michel → Rennes line from 29<sup>th</sup> August to 10<sup>th</sup> December 2011 included

The regional coach service has been aligned with some TGV timetables. The SNCF timetables are given for information propose only and must be double checked with SNCF

Operating days	Everyday	Everyday	Everyday	Everyday	Everyday
Consult references below	b	b	b	b	b
<b>Service Number</b>	<b>102</b>	<b>104</b>	<b>106</b>	<b>152</b>	<b>108</b>
<b>Le Mont-St-Michel</b>	<b>9 h 30</b>	<b>11 h 20</b>	<b>14 h 25</b>	<b>15 h 55</b>	<b>17 h 15</b>
La Caserne-hôtels *	9 h 34	11 h 24	14 h 31	16 h 01	17 h 21
Beauvoir *	9 h 37	11 h 27	14 h 36	16 h 06	17 h 26
<b>Dol-de-Bretagne</b>	-	-	-	<b>16 h 35</b>	-
<b>Rennes</b>	<b>10 h 50</b>	<b>12 h 40</b>	<b>15 h 50</b>	-	<b>18 h 40</b>
<b>TGV departure from Dol-de-Bretagne railway station (SNCF)</b>	-	-	-	<b>16 h 58</b>	-
<b>TGV departure from Rennes railway station (SNCF)</b>	<b>11 h 05</b>	<b>13 h 05</b>	<b>16 h 05</b>	-	<b>19 h 05</b>
<b>TGV arrival at Paris-Montparnasse</b>	<b>13 h 25</b>	<b>15 h 15</b>	<b>18 h 20</b>	<b>20 h 00</b>	<b>21 h 10</b>

 Vehicle accessible to people in wheelchairs: careful, check the access conditions at the stop off point.  
For your own comfort, you are asked to reserve with Keolis Emeraude : only one user in wheelchair is accepted.

\*: Stops for getting on only. Wave to the coach driver for him or her to stop

b: Also runs on Bank Holidays

Bank holidays: 01/11/2011 - 11/11/2011

## Normal price list (01-07-11)

Rennes - Le Mont St Michel	<b>11,70 €</b>
Dol-de-Bretagne - Le Mont St Michel	<b>6,10 €</b>



## Fare policy range

Ticket	Public	Discount rate	Access conditions and supporting documents
<b>EXCEPTIONAL PRICES</b>			
Normal Price ticket	Everyone		
PELMÉL weekend return ticket	Everyone	Up to -30% per journey	Night of Saturday to Sunday on-site, non-valid on Sundays and Fridays between 3:00 pm and 8:00 pm (departure time to take into account)
Book of 10 PELMÉL (indivisible)			Only valid on departure from/bound for Dol-de-Bretagne
PELMÉL weekend return ticket for young people	Young people of between 12 years old and under 26 years old	Up to -50% per journey	Night of Saturday to Sunday on-site, non-valid on Sundays and Fridays between 3:00 pm and 8:00 pm (departure time to take into account) and proof of identity
Book of 10 PELMÉL for young people (indivisible)			Only valid on departure from/bound for Dol-de-Bretagne
Discovery ticket	- 26 years old + 60 years old	-25%	For those under 26 and over 60 on presentation of valid proof of identity
RIBAMBÉL ticket	Children of less than 12 years old	Free	Travelling with a paying adult. A maximum of 4 children per paying adult. Non-valid on Fridays and Sundays between 3:00 pm and 8:00 pm (departure time to take into account)
Large family ticket	Holder of a large family card	-30%, -40%, -50% or -75%	Valid discount card
Discharged war invalids and pensioners of war	Card holder	-50% or -75%	Valid discount card
<b>SUBSCRIPTIONS</b>			
UZUÉL subscription (weekly or monthly)	Everyone	Up to -75% per journey	None
UZUÉL subscription for young people (weekly or monthly)	Young people of between 12 years old and under 26 years old	Up to -75% per journey	Proof of identity
<b>SOLIDARITY PRICES</b>			
ACTUÉL ticket card	People in a fragile social situation	-75%	Holding a valid ACTUÉL card
ACTUÉL Emploi return ticket	Job seeker taking steps to find employment	Free	'ACTUÉL Emploi' transport form issued and filled in by the ANPE (Agence Nationale pour l'emploi - National Employment Agency)

**EURAIL PASSES ARE NOT ACCEPTED**