


Rennes → Le Mont-St-Michel and Dol-de-Bretagne → Le Mont-St-Michel line from 30th August to 11th December 2010 included

Operating days	Monday to Saturday	Monday to Friday	Saturday, Sunday and bank holidays	Everyday	Everyday	Everyday
Consult references below	b	a	b	b	b	b
TGV departure from Paris-Montparnasse*	7 h 00	7 h 35	8 h 05	9 h 05	10 h 00	14 h 00
TGV arrival at Rennes railway station (SNCF)*	9 h 08	-	-	11h08	12 h 08	16 h 19
TGV arrival at Dol-de-Bretagne railway station (SNCF)*	-	10 h 24	10h56	-	-	-
Rennes	9 h 30	-	-	11h30	12 h 45	16 h 40
Dol-de-Bretagne	-	10 h 35	11h05	-	-	-
Beauvoir**	10 h 43	10h58	11 h 28	12 h 43	13h58	17 h 53
La Caserne-Hôtels**	10 h 46	11 h 01	11 h 31	12 h 46	14 h 01	17h56
Le Mont-St-Michel	10 h 50	11 h 05	11 h 35	12 h 50	14 h 05	18 h 00

 Vehicle accessible to people in wheelchairs: careful, check the access conditions at the stop bus.
For your own comfort, you are asked to reserve with Keolis Emeraude: only one user in wheelchair is accepted.

*: the SNCF timetables are given as a rough guide and must be double-checked with SNCF

** : stops on demand for getting off only

a: does not run on bank holidays

b: also runs on bank holidays

Bank holidays: 01/11/10 & 11/11/10

PRACTICAL INFORMATION

Details and fares:

- Keolis Emeraude: +33 (0)2 99 19 70 70 from Monday to Friday and www.destination-montstmichel.com
- Rennes coach station: +33 (0)2 99 30 87 80
- Contact SNCF by phone on 3635 (0,34 €/min) and www.voyages-sncf.com

Sales outlets:

- Sale of combined Train + Coach tickets on the SNCF network (stations, www.voyages-sncf.com, 3635)
- Sale of Rennes – Le Mt-St-Michel tickets at Rennes coach station
- Sale of Rennes – Le Mt-St-Michel and Dol – Le Mt-St-Michel tickets on board

Stops:

- Rennes coach station is next to the railway station. When getting off the train, follow the signs 'Sortie Nord' (North Exit), then 'Gare Routière' (Coach Station)
- The Dol-de-Bretagne stop is at the foot of the Dol-de-Bretagne railway station (SNCF). When getting off the train, cross the departures and arrivals building and the stop is on your right
- La Caserne – Hôtels stop is on the embankment, around a mile away from Le Mt-St-Michel, at the heart of the hotel zone
- The Beauvoir stop is located at the same height as the reptilium
- The Mt-St-Michel stop is at the foot of Mt-St-Michel

Requests and complaints:

- By e-mail: servicequalite-keolis-emeraude@keolis.com
- By phone: 02 99 19 70 70 from Monday to Friday
- By mail: Keolis Emeraude, rue des Rougeries, CS 51882, 35 418 St-Malo Cedex

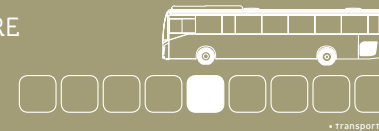
Useful information:

- The presentation of your ticket is required to get on the coach
- No reduced fare can be accorded without the presentation of supporting documents
- Animals are not allowed on the vehicles, apart from guide dogs for the blind and small domestic animals transported in baskets
- The transportation of bicycles in the holds is not allowed

 Keolis
Emeraude

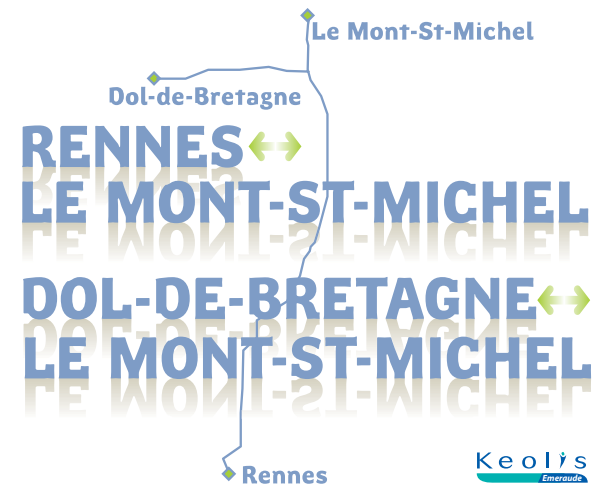
For further information:
+33 (0)2 99 19 70 70
www.destination-montstmichel.com

LIGNE ROUTIÈRE
RÉGIONALE



TIMETABLES VALID
from 30th August
to 11th december 2010

Subject to modifications




 Région
BRETAGNE

 Région
BRETAGNE

Le Mont-St-Michel → Dol-de-Bretagne and Le Mont-St-Michel → Rennes line from 30th August to 11th December 2010 included

Operating days	Everyday	Everyday	Everyday	Everyday	Everyday
Consult references below	b	b	b	b	b
Le Mont-St-Michel	9 h 30	11 h 10	14 h 30	16 h 00	17 h 25
La Caserne-hôtels **	9 h 34	11 h 14	14 h 34	16 h 04	17 h 29
Beauvoir **	9 h 37	11 h 17	14 h 37	16 h 07	17 h 32
Dol-de-Bretagne	-	-	-	16 h 35	-
Rennes	10 h 50	12 h 35	15 h 50	-	18 h 45
TGV departure from Dol-de-Bretagne railway station (SNCF)*	-	-	-	16 h 57	-
TGV departure from Rennes railway station (SNCF)*	11 h 05	13 h 05	16 h 05	-	19 h 05
TGV arrival at Paris-Montparnasse*	13 h 25	15 h 15	18 h 20	20 h 00	21 h 10

 Vehicle accessible to people in wheelchairs: careful, check the access conditions at the stop off point.
For your own comfort, you are asked to reserve with Keolis Emeraude : only one user in wheelchair is accepted.

*: The SNCF timetables are given as a rough guide and must be double-checked with SNCF

** : Stops for getting on only. Wave to the coach driver for him or her to stop

b: Also runs on Bank Holidays








Bank holidays: 01/11/10 & 11/11/10

Normal price list (01-07-10)

Rennes - Le Mont St Michel	11,40 €
Dol-de-Bretagne - Le Mont St Michel	5,90 €



Fare policy range

Ticket	Public	Discount rate	Access conditions and supporting documents
EXCEPTIONAL PRICES			
Normal Price ticket	Everyone		
 PELMÉL weekend return ticket	Everyone	-30%	Night of Saturday to Sunday on-site, non-valid on Sundays and Fridays between 3:00 pm and 8:00 pm (departure time to take into account)
Book of 10 PELMÉL (indivisible)			Only valid on departure from/bound for Dol-de-Bretagne
 PELMÉL weekend return ticket for young people	Young people of between 12 years old and under 26 years old	-50%	Night of Saturday to Sunday on-site, non-valid on Sundays and Fridays between 3:00 pm and 8:00 pm (departure time to take into account) and proof of identity
Book of 10 PELMÉL for young people (indivisible)			Only valid on departure from/bound for Dol-de-Bretagne
Discovery ticket	- 26 years old + 60 years old	-25%	For those under 26 and over 60 on presentation of valid proof of identity
 RIBAMBÉL ticket	Children of less than 12 years old	Free	Travelling with a paying adult. A maximum of 4 children per paying adult. Non-valid on Fridays and Sundays between 3:00 pm and 8:00 pm (departure time to take into account)
Large family ticket	Holder of a large family card	-30%, -40%, -50% or -75%	Valid discount card
Discharged war invalids and pensioners of war	Card holder	-50% or -75%	Valid discount card
SUBSCRIPTIONS			
 UZUÉL subscription (weekly or monthly)	Everyone	-75% on average per journey	None
 UZUÉL subscription for young people (weekly or monthly)	Young people of between 12 years old and under 26 years old	-75% on average per journey	Proof of identity
SOLIDARITY PRICES			
 ACTUÉL ticket card	People in a fragile social situation	-75%	Holding a valid ACTUÉL card
 ACTUÉL Emploi return ticket	Job seeker taking steps to find employment	Free	'Actuél Emploi' transport form issued and filled in by the ANPE (Agence Nationale pour l'emploi - National Employment Agency)

EURAIL PASSES ARE NOT ACCEPTED